

Form 603

Corporations Act 2001

Section 671B

Notice of initial substantial holder

To Company Name/Scheme Tassal Group Ltd
ACN/ARSN ACN 106 067 270

1. Details of substantial holder (1)

Name Credit Suisse Holdings (Australia) Limited (on behalf of Credit Suisse Group AG and its affiliates)
ACN/ARSN (if applicable) 008 496 713
The holder became a substantial holder on 11-Sep-2017

2. Details of voting power

The total number of votes attached to all the voting shares in the company or voting interests in the scheme that the substantial holder or an associate (2) had a relevant interest (3) in on the date the substantial holder became a substantial holder are as follows:

Class of securities (4)	Number of securities	Persons' votes (5)	Voting power (6)
Common Stock	9,921,224	9,921,224	5.77%

3. Details of relevant interests

The nature of the relevant interest the substantial holder or an associate had in the following voting securities on the date the substantial holder became a substantial holder are as follows:

Holder of relevant interest	Nature of relevant interest (7)	Class and number of securities
See Annexure "A"		

4. Details of present registered holders

The persons registered as holders of the securities referred to in paragraph 3 above are as follows:

Holder of relevant interest	Registered holder of securities	Person entitled to be registered as holder (8)	Class and number of securities
See Annexure "B"			

5. Consideration

The consideration paid for each relevant interest referred to in paragraph 3 above, and acquired in the 4 months prior to the day that the substantial holder became a substantial holder is as follows:

Holder of relevant interest	Date of acquisition	Consideration (9)		Class and number of securities
		Cash	Non-cash	
See Annexure "C"				

6. Associates

The reasons the persons named in paragraph 3 above are associates of the substantial holder are as follows:


Name and ACN/ARSN (if applicable)	Nature of association
See Annexure "D"	

7. Addresses

The addresses of persons named in this form are as follows:

Name	Address
See Annexure "E"	

Signature

print name	Winston Loke	capacity	Authorised Signatory
sign here		date	15-Sep-2017

Annexure "A"

3. Details of relevant interests

The nature of the relevant interest the substantial holder or an associate had in the following voting securities on the date the substantial holder became a substantial holder are as follows:

Holder of relevant interest	Nature of relevant interest (7)	Class and number of securities
Credit Suisse Equities (Australia) Limited (ACN 068 232 708)	Voting rights and right to dispose	736,364 Common Stock
Credit Suisse Equities (Australia) Limited (ACN 068 232 708)	Holder of securities subject to an obligation to return under securities lending agreement	9,035,000 Common Stock
Credit Suisse International (ARBN 062787106)	Voting rights and right to dispose	38,805 Common Stock
Credit Suisse Securities (Europe) Limited (ARBN 099554131)	Voting rights and right to dispose	59,149 Common Stock
Credit Suisse Funds AG	Voting rights and right to dispose	51,906 Common Stock

This is Annexure "A" referred to in the Form 603 "Notice of initial substantial holder"

Signature

Credit Suisse Holdings (Australia) Limited (ACN 008 496 713)

print name Winston Loke

capacity Authorised Signatory

sign here

date 15-Sep-2017

Annexure "B"

4. Details of present registered holders

The persons registered as holders of the securities referred to in paragraph 3 above are as follows:

Holder of relevant interest	Registered holder of securities	Person entitled to be registered as holder (8)	Class and number of securities
Credit Suisse Equities (Australia) Limited (ACN 068 232 708)	CS Fourth Nominees Pty Limited (ACN 069 126 432)	Credit Suisse Equities (Australia) Limited	9,771,364 Common Stock
Credit Suisse International (ARBN 062787106)	CS Third Nominees Pty Limited (ACN 007 053 849)	Credit Suisse International	38,805 Common Stock
Credit Suisse Securities (Europe) Limited (ARBN 099554131)	CS Third Nominees Pty Limited (ACN 007 053 849)	Credit Suisse Securities (Europe) Limited	59,149 Common Stock
Credit Suisse Funds AG	HSBC Custody Nominees (Australia) Limited (ACN 003 094 568)	Credit Suisse Funds AG	51,906 Common Stock

This is Annexure "B" referred to in the Form 603 "Notice of initial substantial holder"

Signature


Credit Suisse Holdings (Australia) Limited (ACN 008 496 713)

print name Winston Loke

capacity Authorised Signatory

sign here

date 15-Sep-2017



Annexure "C"

5. Consideration

The consideration paid for each relevant interest referred to in paragraph 3 above, and acquired in the 4 months prior to the day that the substantial holder became a substantial holder is as follows:

Holder of relevant interest	Date of acquisition	Consideration (9)		Class and number of securities
		Cash	Non-cash	
Credit Suisse International	12-May-2017	5,091.79 AUD		1,129 Common Stock
Credit Suisse International	15-May-2017	620.61 AUD		137 Common Stock
Credit Suisse International	15-May-2017	4,872.77 AUD		-1,057 Common Stock
Credit Suisse International	16-May-2017	2,228.76 AUD		492 Common Stock
Credit Suisse International	18-May-2017	86,635.72 AUD		19,660 Common Stock
Credit Suisse International	19-May-2017	76,640.54 AUD		-17,429 Common Stock
Credit Suisse International	23-May-2017	2,527.26 AUD		-577 Common Stock
Credit Suisse International	24-May-2017	3,660.93 AUD		819 Common Stock
Credit Suisse International	24-May-2017	7,284.48 AUD		-1,626 Common Stock
Credit Suisse International	25-May-2017	2,961.44 AUD		-664 Common Stock
Credit Suisse International	26-May-2017	9,306.54 AUD		2,082 Common Stock
Credit Suisse International	29-May-2017	8,320.48 AUD		1,904 Common Stock
Credit Suisse International	29-May-2017	12,184.32 AUD		-2,672 Common Stock
Credit Suisse International	30-May-2017	4,610.35 AUD		1,055 Common Stock
Credit Suisse International	01-Jun-2017	71,124.50 AUD		15,769 Common Stock
Credit Suisse International	02-Jun-2017	14,165.76 AUD		3,162 Common Stock
Credit Suisse International	02-Jun-2017	96,816.82 AUD		-21,470 Common Stock
Credit Suisse International	07-Jun-2017	1,662.95 AUD		395 Common Stock
Credit Suisse International	07-Jun-2017	63,624.35 AUD		-14,296 Common Stock
Credit Suisse International	08-Jun-2017	34,364.40 AUD		8,182 Common Stock
Credit Suisse International	08-Jun-2017	5,520.96 AUD		-1,296 Common Stock
Credit Suisse International	09-Jun-2017	52,794.04 AUD		12,771 Common Stock
Credit Suisse International	13-Jun-2017	149.04 AUD		36 Common Stock
Credit Suisse International	16-Jun-2017	87,678.62 AUD		21,883 Common Stock
Credit Suisse International	16-Jun-2017	1,635.48 AUD		-396 Common Stock
Credit Suisse International	19-Jun-2017	76,929.99 AUD		-18,981 Common Stock
Credit Suisse International	21-Jun-2017	3,711.33 AUD		959 Common Stock
Credit Suisse International	21-Jun-2017	96,254.34 AUD		-24,276 Common Stock
Credit Suisse International	22-Jun-2017	266.56 AUD		68 Common Stock
Credit Suisse International	22-Jun-2017	138,508.00 AUD		-34,699 Common Stock
Credit Suisse International	23-Jun-2017	3,128.32 AUD		832 Common Stock
Credit Suisse International	26-Jun-2017	91.68 AUD		24 Common Stock
Credit Suisse International	29-Jun-2017	73,855.79 AUD		-19,425 Common Stock
Credit Suisse International	30-Jun-2017	3,733.68 AUD		-993 Common Stock
Credit Suisse International	03-Jul-2017	1,401.78 AUD		-366 Common Stock

Credit Suisse International	04-Jul-2017	754.38 AUD		-198 Common Stock
Credit Suisse International	05-Jul-2017	1,846.32 AUD		471 Common Stock
Credit Suisse International	05-Jul-2017	1,195.83 AUD		-309 Common Stock
Credit Suisse International	06-Jul-2017	1,505.08 AUD		-382 Common Stock
Credit Suisse International	07-Jul-2017	5,531.04 AUD		1,503 Common Stock
Credit Suisse International	10-Jul-2017	210.06 AUD		-54 Common Stock
Credit Suisse International	11-Jul-2017	314.57 AUD		83 Common Stock
Credit Suisse International	12-Jul-2017	3,835.28 AUD		-1,004 Common Stock
Credit Suisse International	14-Jul-2017	364.80 AUD		-96 Common Stock
Credit Suisse International	17-Jul-2017	669.06 AUD		-177 Common Stock
Credit Suisse International	18-Jul-2017	105.56 AUD		28 Common Stock
Credit Suisse International	18-Jul-2017	814.08 AUD		-212 Common Stock
Credit Suisse International	19-Jul-2017	438.75 AUD		117 Common Stock
Credit Suisse International	19-Jul-2017	748.72 AUD		-196 Common Stock
Credit Suisse International	21-Jul-2017	58,411.15 AUD		15,356 Common Stock
Credit Suisse International	24-Jul-2017	18,694.76 AUD		5,012 Common Stock
Credit Suisse International	24-Jul-2017	75,349.39 AUD		-20,189 Common Stock
Credit Suisse International	27-Jul-2017	215.18 AUD		-58 Common Stock
Credit Suisse International	28-Jul-2017	1,901.25 AUD		507 Common Stock
Credit Suisse International	28-Jul-2017	840.71 AUD		-223 Common Stock
Credit Suisse International	31-Jul-2017	1,722.89 AUD		-457 Common Stock
Credit Suisse International	02-Aug-2017	466.17 AUD		-123 Common Stock
Credit Suisse International	03-Aug-2017	727.65 AUD		189 Common Stock
Credit Suisse International	03-Aug-2017	1,314.45 AUD		-345 Common Stock
Credit Suisse International	04-Aug-2017	829.90 AUD		-215 Common Stock
Credit Suisse International	08-Aug-2017	321.21 AUD		83 Common Stock
Credit Suisse International	08-Aug-2017	1,076.40 AUD		-276 Common Stock
Credit Suisse International	09-Aug-2017	835.92 AUD		216 Common Stock
Credit Suisse International	10-Aug-2017	472.14 AUD		122 Common Stock
Credit Suisse International	11-Aug-2017	286.38 AUD		74 Common Stock
Credit Suisse International	15-Aug-2017	1,010.07 AUD		261 Common Stock
Credit Suisse International	16-Aug-2017	1,424.64 AUD		371 Common Stock
Credit Suisse International	16-Aug-2017	1,212.90 AUD		-311 Common Stock
Credit Suisse International	18-Aug-2017	820.44 AUD		212 Common Stock
Credit Suisse International	21-Aug-2017	661.20 AUD		174 Common Stock
Credit Suisse International	21-Aug-2017	2,979.60 AUD		-764 Common Stock
Credit Suisse International	22-Aug-2017	129.20 AUD		34 Common Stock
Credit Suisse International	24-Aug-2017	150,415.62 AUD		38,133 Common Stock
Credit Suisse International	25-Aug-2017	2,604.06 AUD		-666 Common Stock
Credit Suisse International	28-Aug-2017	2,909.04 AUD		744 Common Stock
Credit Suisse International	29-Aug-2017	881.40 AUD		226 Common Stock
Credit Suisse International	29-Aug-2017	801.94 AUD		-202 Common Stock
Credit Suisse International	01-Sep-2017	71,000.94 AUD		-18,682 Common Stock

Credit Suisse International	04-Sep-2017	692.42 AUD		-178 Common Stock
Credit Suisse International	05-Sep-2017	552.96 AUD		144 Common Stock
Credit Suisse International	05-Sep-2017	457.84 AUD		-118 Common Stock
Credit Suisse International	06-Sep-2017	542.10 AUD		139 Common Stock
Credit Suisse International	06-Sep-2017	1,011.40 AUD		-260 Common Stock
Credit Suisse International	08-Sep-2017	2,777.14 AUD		727 Common Stock
Credit Suisse International	11-Sep-2017	4,091.13 AUD		-1,041 Common Stock
Credit Suisse Equities (Australia) Limited	12-May-2017	52,627.39 AUD		11,595 Common Stock
Credit Suisse Equities (Australia) Limited	12-May-2017	12,450.40 AUD		2,739 Common Stock
Credit Suisse Equities (Australia) Limited	12-May-2017	21,807.37 AUD		4,809 Common Stock
Credit Suisse Equities (Australia) Limited	12-May-2017	1,624.35 AUD		-357 Common Stock
Credit Suisse Equities (Australia) Limited	12-May-2017	2,606.09 AUD		-572 Common Stock
Credit Suisse Equities (Australia) Limited	12-May-2017	9,992.40 AUD		-2,200 Common Stock
Credit Suisse Equities (Australia) Limited	12-May-2017	43,898.46 AUD		-9,637 Common Stock
Credit Suisse Equities (Australia) Limited	15-May-2017	1,948.07 AUD		430 Common Stock
Credit Suisse Equities (Australia) Limited	15-May-2017	14,453.86 AUD		3,195 Common Stock
Credit Suisse Equities (Australia) Limited	15-May-2017	23,916.66 AUD		5,292 Common Stock
Credit Suisse Equities (Australia) Limited	15-May-2017	16,730.22 AUD		3,695 Common Stock
Credit Suisse Equities (Australia) Limited	15-May-2017	6,183.62 AUD		-1,334 Common Stock
Credit Suisse Equities (Australia) Limited	15-May-2017	76,710.78 AUD		-16,639 Common Stock
Credit Suisse Equities (Australia) Limited	16-May-2017	3,969.06 AUD		880 Common Stock
Credit Suisse Equities (Australia) Limited	16-May-2017	54,753.46 AUD		12,134 Common Stock
Credit Suisse Equities (Australia) Limited	16-May-2017	353.39 AUD		78 Common Stock
Credit Suisse Equities (Australia) Limited	16-May-2017	21,739.68 AUD		4,800 Common Stock
Credit Suisse Equities (Australia) Limited	16-May-2017	19,943.92 AUD		-4,364 Common Stock
Credit Suisse Equities (Australia) Limited	16-May-2017	69.30 AUD		-15 Common Stock
Credit Suisse Equities (Australia) Limited	16-May-2017	15,790.25 AUD		-3,500 Common Stock
Credit Suisse Equities (Australia) Limited	16-May-2017	3,436.62 AUD		-762 Common Stock
Credit Suisse Equities (Australia) Limited	17-May-2017	30,734.31 AUD		6,884 Common Stock
Credit Suisse Equities (Australia) Limited	17-May-2017	14,848.02 AUD		3,352 Common Stock
Credit Suisse Equities (Australia) Limited	17-May-2017	53,860.80 AUD		12,156 Common Stock
Credit Suisse Equities (Australia) Limited	17-May-2017	2,329.34 AUD		527 Common Stock
Credit Suisse Equities (Australia) Limited	17-May-2017	8,877.59 AUD		2,022 Common Stock
Credit Suisse Equities (Australia) Limited	17-May-2017	881.13 AUD		-195 Common Stock
Credit Suisse Equities (Australia) Limited	17-May-2017	2,772.36 AUD		-612 Common Stock
Credit Suisse Equities	17-May-2017	26,147.40 AUD		-5,787 Common Stock

(Australia) Limited				
Credit Suisse Equities (Australia) Limited	17-May-2017	10,079.18 AUD		-2,227 Common Stock
Credit Suisse Equities (Australia) Limited	18-May-2017	7,957.08 AUD		1,800 Common Stock
Credit Suisse Equities (Australia) Limited	18-May-2017	2,495.92 AUD		576 Common Stock
Credit Suisse Equities (Australia) Limited	18-May-2017	499.46 AUD		113 Common Stock
Credit Suisse Equities (Australia) Limited	18-May-2017	60,187.30 AUD		13,678 Common Stock
Credit Suisse Equities (Australia) Limited	18-May-2017	6,377.28 AUD		1,460 Common Stock
Credit Suisse Equities (Australia) Limited	18-May-2017	171,557.71 AUD		39,089 Common Stock
Credit Suisse Equities (Australia) Limited	18-May-2017	185.73 AUD		-41 Common Stock
Credit Suisse Equities (Australia) Limited	18-May-2017	45,285.95 AUD		-10,031 Common Stock
Credit Suisse Equities (Australia) Limited	19-May-2017	24,168.65 AUD		5,500 Common Stock
Credit Suisse Equities (Australia) Limited	19-May-2017	27,217.03 AUD		6,206 Common Stock
Credit Suisse Equities (Australia) Limited	19-May-2017	215,773.57 AUD		49,112 Common Stock
Credit Suisse Equities (Australia) Limited	19-May-2017	3,314.75 AUD		755 Common Stock
Credit Suisse Equities (Australia) Limited	19-May-2017	5,786.22 AUD		-1,302 Common Stock
Credit Suisse Equities (Australia) Limited	19-May-2017	16,946.86 AUD		-3,878 Common Stock
Credit Suisse Equities (Australia) Limited	19-May-2017	2,329.34 AUD		-527 Common Stock
Credit Suisse Equities (Australia) Limited	22-May-2017	129.05 AUD		29 Common Stock
Credit Suisse Equities (Australia) Limited	22-May-2017	2,396.80 AUD		535 Common Stock
Credit Suisse Equities (Australia) Limited	22-May-2017	100,469.35 AUD		22,497 Common Stock
Credit Suisse Equities (Australia) Limited	22-May-2017	73,583.91 AUD		16,509 Common Stock
Credit Suisse Equities (Australia) Limited	22-May-2017	13,567.92 AUD		-3,079 Common Stock
Credit Suisse Equities (Australia) Limited	22-May-2017	229.32 AUD		-52 Common Stock
Credit Suisse Equities (Australia) Limited	23-May-2017	78,128.57 AUD		17,498 Common Stock
Credit Suisse Equities (Australia) Limited	23-May-2017	563.94 AUD		-126 Common Stock
Credit Suisse Equities (Australia) Limited	23-May-2017	33,958.86 AUD		-7,683 Common Stock
Credit Suisse Equities (Australia) Limited	23-May-2017	10,157.22 AUD		-2,319 Common Stock
Credit Suisse Equities (Australia) Limited	24-May-2017	619.94 AUD		139 Common Stock
Credit Suisse Equities (Australia) Limited	24-May-2017	3,124.59 AUD		700 Common Stock
Credit Suisse Equities (Australia) Limited	24-May-2017	64,244.39 AUD		14,382 Common Stock
Credit Suisse Equities (Australia) Limited	24-May-2017	11,627.20 AUD		-2,600 Common Stock
Credit Suisse Equities (Australia) Limited	24-May-2017	17,261.82 AUD		-3,863 Common Stock
Credit Suisse Equities (Australia) Limited	25-May-2017	780.18 AUD		173 Common Stock
Credit Suisse Equities (Australia) Limited	25-May-2017	3,189.34 AUD		700 Common Stock
Credit Suisse Equities	25-May-2017	28,165.63 AUD		6,241 Common Stock

(Australia) Limited				
Credit Suisse Equities (Australia) Limited	25-May-2017	76,702.14 AUD		16,894 Common Stock
Credit Suisse Equities (Australia) Limited	25-May-2017	15,776.49 AUD		-3,525 Common Stock
Credit Suisse Equities (Australia) Limited	25-May-2017	50,543.72 AUD		-11,301 Common Stock
Credit Suisse Equities (Australia) Limited	25-May-2017	322.56 AUD		-72 Common Stock
Credit Suisse Equities (Australia) Limited	25-May-2017	2,360.96 AUD		-527 Common Stock
Credit Suisse Equities (Australia) Limited	25-May-2017	4,016.61 AUD		-900 Common Stock
Credit Suisse Equities (Australia) Limited	26-May-2017	66,591.97 AUD		14,854 Common Stock
Credit Suisse Equities (Australia) Limited	26-May-2017	2,204.90 AUD		489 Common Stock
Credit Suisse Equities (Australia) Limited	26-May-2017	9,473.04 AUD		-2,124 Common Stock
Credit Suisse Equities (Australia) Limited	29-May-2017	18,317.82 AUD		4,157 Common Stock
Credit Suisse Equities (Australia) Limited	29-May-2017	57,883.03 AUD		13,184 Common Stock
Credit Suisse Equities (Australia) Limited	29-May-2017	3,792.99 AUD		866 Common Stock
Credit Suisse Equities (Australia) Limited	29-May-2017	6,314.57 AUD		-1,388 Common Stock
Credit Suisse Equities (Australia) Limited	29-May-2017	40,973.70 AUD		-9,006 Common Stock
Credit Suisse Equities (Australia) Limited	29-May-2017	130,758.00 AUD		-28,675 Common Stock
Credit Suisse Equities (Australia) Limited	29-May-2017	3,789.53 AUD		-834 Common Stock
Credit Suisse Equities (Australia) Limited	30-May-2017	10,937.00 AUD		2,500 Common Stock
Credit Suisse Equities (Australia) Limited	30-May-2017	20,047.28 AUD		4,598 Common Stock
Credit Suisse Equities (Australia) Limited	30-May-2017	26,718.98 AUD		6,143 Common Stock
Credit Suisse Equities (Australia) Limited	30-May-2017	14,676.56 AUD		3,374 Common Stock
Credit Suisse Equities (Australia) Limited	30-May-2017	11,319.56 AUD		2,591 Common Stock
Credit Suisse Equities (Australia) Limited	30-May-2017	40,848.74 AUD		-9,104 Common Stock
Credit Suisse Equities (Australia) Limited	30-May-2017	4,922.50 AUD		-1,100 Common Stock
Credit Suisse Equities (Australia) Limited	30-May-2017	11,157.02 AUD		-2,480 Common Stock
Credit Suisse Equities (Australia) Limited	31-May-2017	251.37 AUD		57 Common Stock
Credit Suisse Equities (Australia) Limited	31-May-2017	11,646.00 AUD		2,588 Common Stock
Credit Suisse Equities (Australia) Limited	31-May-2017	292.08 AUD		-66 Common Stock
Credit Suisse Equities (Australia) Limited	31-May-2017	1,329.22 AUD		-297 Common Stock
Credit Suisse Equities (Australia) Limited	31-May-2017	6,285.91 AUD		-1,432 Common Stock
Credit Suisse Equities (Australia) Limited	31-May-2017	16,736.78 AUD		-3,813 Common Stock
Credit Suisse Equities (Australia) Limited	01-Jun-2017	2,511.67 AUD		558 Common Stock
Credit Suisse Equities (Australia) Limited	01-Jun-2017	24,576.87 AUD		5,437 Common Stock
Credit Suisse Equities (Australia) Limited	01-Jun-2017	39,308.85 AUD		-9,022 Common Stock
Credit Suisse Equities (Australia) Limited	01-Jun-2017	20,001.30 AUD		-4,598 Common Stock

(Australia) Limited				
Credit Suisse Equities (Australia) Limited	02-Jun-2017	449.02 AUD		100 Common Stock
Credit Suisse Equities (Australia) Limited	02-Jun-2017	13,577.04 AUD		2,998 Common Stock
Credit Suisse Equities (Australia) Limited	02-Jun-2017	53,290.41 AUD		11,836 Common Stock
Credit Suisse Equities (Australia) Limited	02-Jun-2017	11,155.20 AUD		2,490 Common Stock
Credit Suisse Equities (Australia) Limited	02-Jun-2017	90,174.24 AUD		-19,958 Common Stock
Credit Suisse Equities (Australia) Limited	02-Jun-2017	902.02 AUD		-200 Common Stock
Credit Suisse Equities (Australia) Limited	02-Jun-2017	25,280.08 AUD		-5,600 Common Stock
Credit Suisse Equities (Australia) Limited	02-Jun-2017	42,612.31 AUD		-9,425 Common Stock
Credit Suisse Equities (Australia) Limited	05-Jun-2017	91,559.99 AUD		20,302 Common Stock
Credit Suisse Equities (Australia) Limited	05-Jun-2017	179,592.69 AUD		40,357 Common Stock
Credit Suisse Equities (Australia) Limited	05-Jun-2017	24,571.77 AUD		5,439 Common Stock
Credit Suisse Equities (Australia) Limited	05-Jun-2017	53,747.60 AUD		12,083 Common Stock
Credit Suisse Equities (Australia) Limited	05-Jun-2017	889.70 AUD		200 Common Stock
Credit Suisse Equities (Australia) Limited	05-Jun-2017	6,339.90 AUD		1,431 Common Stock
Credit Suisse Equities (Australia) Limited	05-Jun-2017	16,930.55 AUD		-3,756 Common Stock
Credit Suisse Equities (Australia) Limited	05-Jun-2017	2,314.35 AUD		-513 Common Stock
Credit Suisse Equities (Australia) Limited	05-Jun-2017	17,516.44 AUD		-3,889 Common Stock
Credit Suisse Equities (Australia) Limited	06-Jun-2017	174,031.46 AUD		40,432 Common Stock
Credit Suisse Equities (Australia) Limited	06-Jun-2017	326,265.94 AUD		75,800 Common Stock
Credit Suisse Equities (Australia) Limited	06-Jun-2017	8,399.56 AUD		1,969 Common Stock
Credit Suisse Equities (Australia) Limited	06-Jun-2017	990.99 AUD		231 Common Stock
Credit Suisse Equities (Australia) Limited	06-Jun-2017	183,374.01 AUD		42,660 Common Stock
Credit Suisse Equities (Australia) Limited	06-Jun-2017	112,897.31 AUD		25,758 Common Stock
Credit Suisse Equities (Australia) Limited	06-Jun-2017	122,512.38 AUD		28,114 Common Stock
Credit Suisse Equities (Australia) Limited	06-Jun-2017	17,316.91 AUD		-3,856 Common Stock
Credit Suisse Equities (Australia) Limited	06-Jun-2017	10,197.75 AUD		-2,270 Common Stock
Credit Suisse Equities (Australia) Limited	06-Jun-2017	613.76 AUD		-137 Common Stock
Credit Suisse Equities (Australia) Limited	06-Jun-2017	6,303.26 AUD		-1,404 Common Stock
Credit Suisse Equities (Australia) Limited	07-Jun-2017	1,269.66 AUD		300 Common Stock
Credit Suisse Equities (Australia) Limited	07-Jun-2017	45,555.25 AUD		10,766 Common Stock
Credit Suisse Equities (Australia) Limited	07-Jun-2017	38,340.00 AUD		9,000 Common Stock
Credit Suisse Equities (Australia) Limited	07-Jun-2017	38,369.70 AUD		9,000 Common Stock
Credit Suisse Equities (Australia) Limited	07-Jun-2017	225,704.57 AUD		52,991 Common Stock
Credit Suisse Equities	07-Jun-2017	23,089.20 AUD		5,420 Common Stock

(Australia) Limited				
Credit Suisse Equities (Australia) Limited	07-Jun-2017	9.04 AUD		-2 Common Stock
Credit Suisse Equities (Australia) Limited	07-Jun-2017	926.88 AUD		-207 Common Stock
Credit Suisse Equities (Australia) Limited	07-Jun-2017	90,583.46 AUD		-20,302 Common Stock
Credit Suisse Equities (Australia) Limited	08-Jun-2017	39,049.09 AUD		9,221 Common Stock
Credit Suisse Equities (Australia) Limited	08-Jun-2017	336,269.24 AUD		79,485 Common Stock
Credit Suisse Equities (Australia) Limited	08-Jun-2017	11,222.40 AUD		2,672 Common Stock
Credit Suisse Equities (Australia) Limited	08-Jun-2017	5,472.48 AUD		1,300 Common Stock
Credit Suisse Equities (Australia) Limited	08-Jun-2017	28,146.77 AUD		6,712 Common Stock
Credit Suisse Equities (Australia) Limited	08-Jun-2017	74,872.40 AUD		17,664 Common Stock
Credit Suisse Equities (Australia) Limited	08-Jun-2017	26.36 AUD		-6 Common Stock
Credit Suisse Equities (Australia) Limited	08-Jun-2017	299.83 AUD		-69 Common Stock
Credit Suisse Equities (Australia) Limited	08-Jun-2017	704.45 AUD		-160 Common Stock
Credit Suisse Equities (Australia) Limited	09-Jun-2017	11,214.25 AUD		2,714 Common Stock
Credit Suisse Equities (Australia) Limited	09-Jun-2017	13,622.07 AUD		3,300 Common Stock
Credit Suisse Equities (Australia) Limited	09-Jun-2017	287,271.30 AUD		69,167 Common Stock
Credit Suisse Equities (Australia) Limited	09-Jun-2017	26,786.42 AUD		6,444 Common Stock
Credit Suisse Equities (Australia) Limited	09-Jun-2017	38,340.00 AUD		-9,000 Common Stock
Credit Suisse Equities (Australia) Limited	09-Jun-2017	1,285.39 AUD		-303 Common Stock
Credit Suisse Equities (Australia) Limited	09-Jun-2017	2,728.44 AUD		-636 Common Stock
Credit Suisse Equities (Australia) Limited	09-Jun-2017	2,620.40 AUD		-612 Common Stock
Credit Suisse Equities (Australia) Limited	13-Jun-2017	22,334.45 AUD		5,384 Common Stock
Credit Suisse Equities (Australia) Limited	13-Jun-2017	207,716.06 AUD		50,133 Common Stock
Credit Suisse Equities (Australia) Limited	13-Jun-2017	874.47 AUD		211 Common Stock
Credit Suisse Equities (Australia) Limited	13-Jun-2017	221,864.04 AUD		53,602 Common Stock
Credit Suisse Equities (Australia) Limited	13-Jun-2017	66,662.71 AUD		16,154 Common Stock
Credit Suisse Equities (Australia) Limited	13-Jun-2017	161,605.06 AUD		-38,386 Common Stock
Credit Suisse Equities (Australia) Limited	13-Jun-2017	6,558.21 AUD		-1,543 Common Stock
Credit Suisse Equities (Australia) Limited	14-Jun-2017	30,197.86 AUD		7,291 Common Stock
Credit Suisse Equities (Australia) Limited	14-Jun-2017	4,134.40 AUD		1,000 Common Stock
Credit Suisse Equities (Australia) Limited	14-Jun-2017	58,161.04 AUD		14,035 Common Stock
Credit Suisse Equities (Australia) Limited	14-Jun-2017	14,211.33 AUD		3,441 Common Stock
Credit Suisse Equities (Australia) Limited	14-Jun-2017	147,843.41 AUD		35,736 Common Stock
Credit Suisse Equities (Australia) Limited	14-Jun-2017	190,704.96 AUD		46,064 Common Stock
Credit Suisse Equities	14-Jun-2017	29.05 AUD		7 Common Stock

(Australia) Limited				
Credit Suisse Equities (Australia) Limited	14-Jun-2017	3,164.51 AUD		-755 Common Stock
Credit Suisse Equities (Australia) Limited	14-Jun-2017	36,092.55 AUD		-8,697 Common Stock
Credit Suisse Equities (Australia) Limited	15-Jun-2017	58,574.80 AUD		14,449 Common Stock
Credit Suisse Equities (Australia) Limited	15-Jun-2017	51,272.35 AUD		12,576 Common Stock
Credit Suisse Equities (Australia) Limited	15-Jun-2017	138,071.60 AUD		33,676 Common Stock
Credit Suisse Equities (Australia) Limited	15-Jun-2017	346,465.66 AUD		85,674 Common Stock
Credit Suisse Equities (Australia) Limited	15-Jun-2017	108,880.68 AUD		26,511 Common Stock
Credit Suisse Equities (Australia) Limited	15-Jun-2017	231,519.09 AUD		57,642 Common Stock
Credit Suisse Equities (Australia) Limited	15-Jun-2017	7,492.29 AUD		-1,811 Common Stock
Credit Suisse Equities (Australia) Limited	15-Jun-2017	32,796.65 AUD		-7,899 Common Stock
Credit Suisse Equities (Australia) Limited	16-Jun-2017	53,627.07 AUD		13,369 Common Stock
Credit Suisse Equities (Australia) Limited	16-Jun-2017	9,203.45 AUD		2,300 Common Stock
Credit Suisse Equities (Australia) Limited	16-Jun-2017	80,777.04 AUD		20,162 Common Stock
Credit Suisse Equities (Australia) Limited	16-Jun-2017	10,480.00 AUD		2,620 Common Stock
Credit Suisse Equities (Australia) Limited	16-Jun-2017	137,117.50 AUD		34,240 Common Stock
Credit Suisse Equities (Australia) Limited	16-Jun-2017	41,077.95 AUD		-9,870 Common Stock
Credit Suisse Equities (Australia) Limited	19-Jun-2017	111,166.22 AUD		27,558 Common Stock
Credit Suisse Equities (Australia) Limited	19-Jun-2017	94,547.15 AUD		23,552 Common Stock
Credit Suisse Equities (Australia) Limited	19-Jun-2017	91,555.43 AUD		22,858 Common Stock
Credit Suisse Equities (Australia) Limited	19-Jun-2017	143,864.43 AUD		36,087 Common Stock
Credit Suisse Equities (Australia) Limited	19-Jun-2017	405.54 AUD		-100 Common Stock
Credit Suisse Equities (Australia) Limited	19-Jun-2017	21,620.00 AUD		-5,405 Common Stock
Credit Suisse Equities (Australia) Limited	19-Jun-2017	420.24 AUD		-102 Common Stock
Credit Suisse Equities (Australia) Limited	20-Jun-2017	144,614.93 AUD		36,228 Common Stock
Credit Suisse Equities (Australia) Limited	20-Jun-2017	56,302.48 AUD		14,095 Common Stock
Credit Suisse Equities (Australia) Limited	20-Jun-2017	114,223.86 AUD		28,596 Common Stock
Credit Suisse Equities (Australia) Limited	20-Jun-2017	11,186.14 AUD		2,802 Common Stock
Credit Suisse Equities (Australia) Limited	20-Jun-2017	71,493.84 AUD		-17,832 Common Stock
Credit Suisse Equities (Australia) Limited	20-Jun-2017	70,795.45 AUD		-17,675 Common Stock
Credit Suisse Equities (Australia) Limited	20-Jun-2017	15,440.00 AUD		-3,860 Common Stock
Credit Suisse Equities (Australia) Limited	21-Jun-2017	267.53 AUD		69 Common Stock
Credit Suisse Equities (Australia) Limited	21-Jun-2017	59,134.05 AUD		15,096 Common Stock
Credit Suisse Equities (Australia) Limited	21-Jun-2017	129,178.34 AUD		33,065 Common Stock
Credit Suisse Equities	21-Jun-2017	87,465.61 AUD		22,483 Common Stock

(Australia) Limited				
Credit Suisse Equities (Australia) Limited	21-Jun-2017	11,199.39 AUD		2,864 Common Stock
Credit Suisse Equities (Australia) Limited	21-Jun-2017	265.96 AUD		-67 Common Stock
Credit Suisse Equities (Australia) Limited	21-Jun-2017	7,138.06 AUD		-1,798 Common Stock
Credit Suisse Equities (Australia) Limited	21-Jun-2017	6,406.90 AUD		-1,622 Common Stock
Credit Suisse Equities (Australia) Limited	21-Jun-2017	5,933.55 AUD		-1,500 Common Stock
Credit Suisse Equities (Australia) Limited	21-Jun-2017	121,834.40 AUD		-30,538 Common Stock
Credit Suisse Equities (Australia) Limited	22-Jun-2017	58,077.29 AUD		14,841 Common Stock
Credit Suisse Equities (Australia) Limited	22-Jun-2017	67,628.92 AUD		17,258 Common Stock
Credit Suisse Equities (Australia) Limited	22-Jun-2017	23,805.97 AUD		6,079 Common Stock
Credit Suisse Equities (Australia) Limited	22-Jun-2017	13,169.29 AUD		3,362 Common Stock
Credit Suisse Equities (Australia) Limited	22-Jun-2017	141,274.44 AUD		36,067 Common Stock
Credit Suisse Equities (Australia) Limited	22-Jun-2017	56,338.61 AUD		-14,115 Common Stock
Credit Suisse Equities (Australia) Limited	22-Jun-2017	68,240.38 AUD		-17,111 Common Stock
Credit Suisse Equities (Australia) Limited	22-Jun-2017	22,625.35 AUD		-5,662 Common Stock
Credit Suisse Equities (Australia) Limited	22-Jun-2017	48,701.64 AUD		-12,224 Common Stock
Credit Suisse Equities (Australia) Limited	22-Jun-2017	35,046.00 AUD		-8,800 Common Stock
Credit Suisse Equities (Australia) Limited	23-Jun-2017	123,092.55 AUD		32,042 Common Stock
Credit Suisse Equities (Australia) Limited	23-Jun-2017	12,476.87 AUD		3,248 Common Stock
Credit Suisse Equities (Australia) Limited	23-Jun-2017	112,944.94 AUD		29,559 Common Stock
Credit Suisse Equities (Australia) Limited	23-Jun-2017	76,001.87 AUD		19,787 Common Stock
Credit Suisse Equities (Australia) Limited	23-Jun-2017	35,980.26 AUD		-9,177 Common Stock
Credit Suisse Equities (Australia) Limited	23-Jun-2017	14,081.85 AUD		-3,605 Common Stock
Credit Suisse Equities (Australia) Limited	23-Jun-2017	23,218.10 AUD		-5,961 Common Stock
Credit Suisse Equities (Australia) Limited	23-Jun-2017	17,971.73 AUD		-4,602 Common Stock
Credit Suisse Equities (Australia) Limited	23-Jun-2017	60,404.09 AUD		-15,468 Common Stock
Credit Suisse Equities (Australia) Limited	23-Jun-2017	269.58 AUD		-69 Common Stock
Credit Suisse Equities (Australia) Limited	23-Jun-2017	1,596.95 AUD		-408 Common Stock
Credit Suisse Equities (Australia) Limited	26-Jun-2017	83,338.11 AUD		21,798 Common Stock
Credit Suisse Equities (Australia) Limited	26-Jun-2017	64,267.81 AUD		16,828 Common Stock
Credit Suisse Equities (Australia) Limited	26-Jun-2017	19,558.40 AUD		5,120 Common Stock
Credit Suisse Equities (Australia) Limited	26-Jun-2017	9,439.96 AUD		2,471 Common Stock
Credit Suisse Equities (Australia) Limited	26-Jun-2017	58,019.53 AUD		-14,827 Common Stock
Credit Suisse Equities (Australia) Limited	26-Jun-2017	783.66 AUD		-200 Common Stock
Credit Suisse Equities	26-Jun-2017	15,905.31 AUD		-4,061 Common Stock

(Australia) Limited				
Credit Suisse Equities (Australia) Limited	26-Jun-2017	7,052.62 AUD		-1,799 Common Stock
Credit Suisse Equities (Australia) Limited	27-Jun-2017	7,989.03 AUD		2,100 Common Stock
Credit Suisse Equities (Australia) Limited	27-Jun-2017	12,593.20 AUD		3,314 Common Stock
Credit Suisse Equities (Australia) Limited	27-Jun-2017	72,325.42 AUD		19,004 Common Stock
Credit Suisse Equities (Australia) Limited	27-Jun-2017	9,445.42 AUD		2,481 Common Stock
Credit Suisse Equities (Australia) Limited	27-Jun-2017	44,192.60 AUD		-11,689 Common Stock
Credit Suisse Equities (Australia) Limited	27-Jun-2017	378.78 AUD		-100 Common Stock
Credit Suisse Equities (Australia) Limited	27-Jun-2017	7.78 AUD		-2 Common Stock
Credit Suisse Equities (Australia) Limited	28-Jun-2017	1,010.55 AUD		269 Common Stock
Credit Suisse Equities (Australia) Limited	28-Jun-2017	40,363.07 AUD		10,742 Common Stock
Credit Suisse Equities (Australia) Limited	28-Jun-2017	4,714.72 AUD		1,264 Common Stock
Credit Suisse Equities (Australia) Limited	28-Jun-2017	16,153.81 AUD		4,300 Common Stock
Credit Suisse Equities (Australia) Limited	28-Jun-2017	4,631.08 AUD		1,234 Common Stock
Credit Suisse Equities (Australia) Limited	28-Jun-2017	78,733.47 AUD		-20,606 Common Stock
Credit Suisse Equities (Australia) Limited	28-Jun-2017	16,013.81 AUD		-4,191 Common Stock
Credit Suisse Equities (Australia) Limited	28-Jun-2017	7,651.74 AUD		-1,998 Common Stock
Credit Suisse Equities (Australia) Limited	29-Jun-2017	40,949.85 AUD		10,728 Common Stock
Credit Suisse Equities (Australia) Limited	29-Jun-2017	205.74 AUD		54 Common Stock
Credit Suisse Equities (Australia) Limited	29-Jun-2017	58,551.81 AUD		15,376 Common Stock
Credit Suisse Equities (Australia) Limited	29-Jun-2017	2,054.56 AUD		537 Common Stock
Credit Suisse Equities (Australia) Limited	29-Jun-2017	4,547.91 AUD		-1,196 Common Stock
Credit Suisse Equities (Australia) Limited	29-Jun-2017	146,883.27 AUD		-38,623 Common Stock
Credit Suisse Equities (Australia) Limited	29-Jun-2017	6,300.91 AUD		-1,654 Common Stock
Credit Suisse Equities (Australia) Limited	29-Jun-2017	89,959.12 AUD		-23,661 Common Stock
Credit Suisse Equities (Australia) Limited	30-Jun-2017	26,451.82 AUD		6,938 Common Stock
Credit Suisse Equities (Australia) Limited	30-Jun-2017	29,138.88 AUD		7,648 Common Stock
Credit Suisse Equities (Australia) Limited	30-Jun-2017	18,922.12 AUD		-5,042 Common Stock
Credit Suisse Equities (Australia) Limited	30-Jun-2017	13,089.37 AUD		-3,496 Common Stock
Credit Suisse Equities (Australia) Limited	30-Jun-2017	173,925.05 AUD		-46,338 Common Stock
Credit Suisse Equities (Australia) Limited	03-Jul-2017	12,628.77 AUD		3,234 Common Stock
Credit Suisse Equities (Australia) Limited	03-Jul-2017	166,975.40 AUD		-43,882 Common Stock
Credit Suisse Equities (Australia) Limited	03-Jul-2017	14,994.65 AUD		-3,947 Common Stock
Credit Suisse Equities (Australia) Limited	03-Jul-2017	105,904.04 AUD		-27,765 Common Stock
Credit Suisse Equities	03-Jul-2017	521.04 AUD		-137 Common Stock

(Australia) Limited				
Credit Suisse Equities (Australia) Limited	03-Jul-2017	6,339.01 AUD		-1,664 Common Stock
Credit Suisse Equities (Australia) Limited	04-Jul-2017	198,410.00 AUD		50,000 Common Stock
Credit Suisse Equities (Australia) Limited	04-Jul-2017	22,309.02 AUD		5,640 Common Stock
Credit Suisse Equities (Australia) Limited	04-Jul-2017	31,511.70 AUD		-8,250 Common Stock
Credit Suisse Equities (Australia) Limited	04-Jul-2017	100,732.73 AUD		-26,403 Common Stock
Credit Suisse Equities (Australia) Limited	04-Jul-2017	1,016.12 AUD		-266 Common Stock
Credit Suisse Equities (Australia) Limited	04-Jul-2017	1,425,549.60 AUD		-374,160 Common Stock
Credit Suisse Equities (Australia) Limited	04-Jul-2017	32,911.87 AUD		-8,629 Common Stock
Credit Suisse Equities (Australia) Limited	04-Jul-2017	28,100.20 AUD		-7,358 Common Stock
Credit Suisse Equities (Australia) Limited	04-Jul-2017	2,287.80 AUD		-600 Common Stock
Credit Suisse Equities (Australia) Limited	04-Jul-2017	95,723.97 AUD		-25,102 Common Stock
Credit Suisse Equities (Australia) Limited	05-Jul-2017	25,188.93 AUD		6,465 Common Stock
Credit Suisse Equities (Australia) Limited	05-Jul-2017	65,219.13 AUD		16,710 Common Stock
Credit Suisse Equities (Australia) Limited	05-Jul-2017	1,936.90 AUD		-500 Common Stock
Credit Suisse Equities (Australia) Limited	05-Jul-2017	251,343.46 AUD		-64,495 Common Stock
Credit Suisse Equities (Australia) Limited	05-Jul-2017	157,365.39 AUD		-40,432 Common Stock
Credit Suisse Equities (Australia) Limited	05-Jul-2017	30,002.52 AUD		-7,735 Common Stock
Credit Suisse Equities (Australia) Limited	05-Jul-2017	149,053.27 AUD		-38,396 Common Stock
Credit Suisse Equities (Australia) Limited	05-Jul-2017	80,202.12 AUD		-20,660 Common Stock
Credit Suisse Equities (Australia) Limited	05-Jul-2017	177,904.42 AUD		-45,795 Common Stock
Credit Suisse Equities (Australia) Limited	06-Jul-2017	4,131.26 AUD		1,059 Common Stock
Credit Suisse Equities (Australia) Limited	06-Jul-2017	15,730.15 AUD		4,021 Common Stock
Credit Suisse Equities (Australia) Limited	06-Jul-2017	18,487.91 AUD		4,721 Common Stock
Credit Suisse Equities (Australia) Limited	06-Jul-2017	43,426.64 AUD		-11,015 Common Stock
Credit Suisse Equities (Australia) Limited	06-Jul-2017	16,174.50 AUD		-4,100 Common Stock
Credit Suisse Equities (Australia) Limited	06-Jul-2017	151,005.58 AUD		-38,179 Common Stock
Credit Suisse Equities (Australia) Limited	06-Jul-2017	35,662.85 AUD		-9,024 Common Stock
Credit Suisse Equities (Australia) Limited	06-Jul-2017	62,083.49 AUD		-15,707 Common Stock
Credit Suisse Equities (Australia) Limited	07-Jul-2017	2,200.74 AUD		600 Common Stock
Credit Suisse Equities (Australia) Limited	07-Jul-2017	25,249.10 AUD		6,850 Common Stock
Credit Suisse Equities (Australia) Limited	07-Jul-2017	68,628.93 AUD		18,349 Common Stock
Credit Suisse Equities (Australia) Limited	07-Jul-2017	32,357.88 AUD		-8,302 Common Stock
Credit Suisse Equities (Australia) Limited	07-Jul-2017	60,321.61 AUD		-15,477 Common Stock
Credit Suisse Equities	07-Jul-2017	4,735.36 AUD		-1,208 Common Stock

(Australia) Limited				
Credit Suisse Equities (Australia) Limited	07-Jul-2017	6,267.52 AUD		-1,600 Common Stock
Credit Suisse Equities (Australia) Limited	07-Jul-2017	45,616.86 AUD		-11,670 Common Stock
Credit Suisse Equities (Australia) Limited	10-Jul-2017	27,213.26 AUD		7,253 Common Stock
Credit Suisse Equities (Australia) Limited	10-Jul-2017	11,220.00 AUD		3,000 Common Stock
Credit Suisse Equities (Australia) Limited	10-Jul-2017	76,644.70 AUD		20,184 Common Stock
Credit Suisse Equities (Australia) Limited	10-Jul-2017	32,287.60 AUD		-8,252 Common Stock
Credit Suisse Equities (Australia) Limited	10-Jul-2017	26,308.24 AUD		-6,730 Common Stock
Credit Suisse Equities (Australia) Limited	10-Jul-2017	3,485.67 AUD		-892 Common Stock
Credit Suisse Equities (Australia) Limited	10-Jul-2017	1,172.28 AUD		-300 Common Stock
Credit Suisse Equities (Australia) Limited	10-Jul-2017	12,669.73 AUD		-3,257 Common Stock
Credit Suisse Equities (Australia) Limited	10-Jul-2017	26,615.20 AUD		-6,800 Common Stock
Credit Suisse Equities (Australia) Limited	10-Jul-2017	14,115.88 AUD		-3,602 Common Stock
Credit Suisse Equities (Australia) Limited	11-Jul-2017	Refer to Annexure F of Notice	Stock borrowed under ASLA	109,000 Common Stock
Credit Suisse Equities (Australia) Limited	11-Jul-2017	52,937.73 AUD		13,905 Common Stock
Credit Suisse Equities (Australia) Limited	11-Jul-2017	62,679.57 AUD		-16,113 Common Stock
Credit Suisse Equities (Australia) Limited	11-Jul-2017	12,361.50 AUD		-3,350 Common Stock
Credit Suisse Equities (Australia) Limited	11-Jul-2017	37,305.97 AUD		-9,868 Common Stock
Credit Suisse Equities (Australia) Limited	11-Jul-2017	99,533.62 AUD		-26,979 Common Stock
Credit Suisse Equities (Australia) Limited	11-Jul-2017	264,282.88 AUD		-71,816 Common Stock
Credit Suisse Equities (Australia) Limited	11-Jul-2017	29,514.59 AUD		-8,043 Common Stock
Credit Suisse Equities (Australia) Limited	11-Jul-2017	62,679.57 AUD		-16,113 Common Stock
Credit Suisse Equities (Australia) Limited	11-Jul-2017	49,337.28 AUD		-13,368 Common Stock
Credit Suisse Equities (Australia) Limited	12-Jul-2017	9,910.43 AUD		2,610 Common Stock
Credit Suisse Equities (Australia) Limited	12-Jul-2017	247,733.93 AUD		-65,140 Common Stock
Credit Suisse Equities (Australia) Limited	12-Jul-2017	29,476.03 AUD		-7,764 Common Stock
Credit Suisse Equities (Australia) Limited	12-Jul-2017	50,737.21 AUD		-13,320 Common Stock
Credit Suisse Equities (Australia) Limited	12-Jul-2017	44,199.85 AUD		-11,665 Common Stock
Credit Suisse Equities (Australia) Limited	12-Jul-2017	13,348.30 AUD		-3,500 Common Stock
Credit Suisse Equities (Australia) Limited	12-Jul-2017	102,308.97 AUD		-27,003 Common Stock
Credit Suisse Equities (Australia) Limited	13-Jul-2017	53,740.14 AUD		14,081 Common Stock
Credit Suisse Equities (Australia) Limited	13-Jul-2017	172,076.89 AUD		-45,256 Common Stock
Credit Suisse Equities (Australia) Limited	13-Jul-2017	17,309.16 AUD		-4,556 Common Stock
Credit Suisse Equities (Australia) Limited	13-Jul-2017	146,812.80 AUD		-38,571 Common Stock

Credit Suisse Equities (Australia) Limited	13-Jul-2017	45,179.59 AUD		-11,895 Common Stock
Credit Suisse Equities (Australia) Limited	13-Jul-2017	758.82 AUD		-200 Common Stock
Credit Suisse Equities (Australia) Limited	13-Jul-2017	9,205.91 AUD		-2,429 Common Stock
Credit Suisse Equities (Australia) Limited	13-Jul-2017	46,404.21 AUD		-12,202 Common Stock
Credit Suisse Equities (Australia) Limited	14-Jul-2017	12,610.01 AUD		3,292 Common Stock
Credit Suisse Equities (Australia) Limited	14-Jul-2017	59,098.59 AUD		15,468 Common Stock
Credit Suisse Equities (Australia) Limited	14-Jul-2017	1,151.19 AUD		300 Common Stock
Credit Suisse Equities (Australia) Limited	14-Jul-2017	7,428.65 AUD		1,940 Common Stock
Credit Suisse Equities (Australia) Limited	14-Jul-2017	2,189.30 AUD		-585 Common Stock
Credit Suisse Equities (Australia) Limited	14-Jul-2017	27,537.30 AUD		-7,285 Common Stock
Credit Suisse Equities (Australia) Limited	14-Jul-2017	51,640.90 AUD		-13,636 Common Stock
Credit Suisse Equities (Australia) Limited	14-Jul-2017	34,724.20 AUD		-9,143 Common Stock
Credit Suisse Equities (Australia) Limited	14-Jul-2017	53,826.52 AUD		-14,200 Common Stock
Credit Suisse Equities (Australia) Limited	17-Jul-2017	Refer to Annexure F of Notice	Stock returned under ASLA	-109,000 Common Stock
Credit Suisse Equities (Australia) Limited	17-Jul-2017	2,680.16 AUD		700 Common Stock
Credit Suisse Equities (Australia) Limited	17-Jul-2017	10,524.84 AUD		2,748 Common Stock
Credit Suisse Equities (Australia) Limited	17-Jul-2017	21,600.98 AUD		5,637 Common Stock
Credit Suisse Equities (Australia) Limited	17-Jul-2017	26,996.68 AUD		-7,085 Common Stock
Credit Suisse Equities (Australia) Limited	17-Jul-2017	4,545.72 AUD		-1,200 Common Stock
Credit Suisse Equities (Australia) Limited	17-Jul-2017	47,057.69 AUD		-12,343 Common Stock
Credit Suisse Equities (Australia) Limited	17-Jul-2017	46,800.50 AUD		-12,272 Common Stock
Credit Suisse Equities (Australia) Limited	17-Jul-2017	8,763.77 AUD		-2,294 Common Stock
Credit Suisse Equities (Australia) Limited	18-Jul-2017	12,568.97 AUD		3,316 Common Stock
Credit Suisse Equities (Australia) Limited	18-Jul-2017	4,449.51 AUD		1,170 Common Stock
Credit Suisse Equities (Australia) Limited	18-Jul-2017	43,918.26 AUD		11,562 Common Stock
Credit Suisse Equities (Australia) Limited	18-Jul-2017	9,468.42 AUD		-2,483 Common Stock
Credit Suisse Equities (Australia) Limited	18-Jul-2017	12,483.33 AUD		-3,272 Common Stock
Credit Suisse Equities (Australia) Limited	19-Jul-2017	6,296.74 AUD		1,670 Common Stock
Credit Suisse Equities (Australia) Limited	19-Jul-2017	3,952.53 AUD		1,049 Common Stock
Credit Suisse Equities (Australia) Limited	19-Jul-2017	1,470.42 AUD		389 Common Stock
Credit Suisse Equities (Australia) Limited	19-Jul-2017	22,395.00 AUD		5,965 Common Stock
Credit Suisse Equities (Australia) Limited	19-Jul-2017	14,596.49 AUD		-3,810 Common Stock
Credit Suisse Equities (Australia) Limited	19-Jul-2017	6,295.70 AUD		-1,644 Common Stock
Credit Suisse Equities (Australia) Limited	19-Jul-2017	12,271.32 AUD		-3,204 Common Stock

Credit Suisse Equities (Australia) Limited	19-Jul-2017	16,135.17 AUD		-4,220 Common Stock
Credit Suisse Equities (Australia) Limited	20-Jul-2017	34,503.72 AUD		9,233 Common Stock
Credit Suisse Equities (Australia) Limited	20-Jul-2017	20,593.01 AUD		5,515 Common Stock
Credit Suisse Equities (Australia) Limited	20-Jul-2017	2,243.10 AUD		600 Common Stock
Credit Suisse Equities (Australia) Limited	20-Jul-2017	37,184.66 AUD		9,960 Common Stock
Credit Suisse Equities (Australia) Limited	20-Jul-2017	16,318.36 AUD		-4,296 Common Stock
Credit Suisse Equities (Australia) Limited	20-Jul-2017	3,122.51 AUD		-816 Common Stock
Credit Suisse Equities (Australia) Limited	20-Jul-2017	6,285.20 AUD		-1,654 Common Stock
Credit Suisse Equities (Australia) Limited	20-Jul-2017	377.64 AUD		-100 Common Stock
Credit Suisse Equities (Australia) Limited	20-Jul-2017	34,218.61 AUD		-9,017 Common Stock
Credit Suisse Equities (Australia) Limited	21-Jul-2017	42,322.14 AUD		11,199 Common Stock
Credit Suisse Equities (Australia) Limited	21-Jul-2017	50,402.71 AUD		13,288 Common Stock
Credit Suisse Equities (Australia) Limited	21-Jul-2017	6,299.81 AUD		1,662 Common Stock
Credit Suisse Equities (Australia) Limited	21-Jul-2017	15,077.70 AUD		-4,008 Common Stock
Credit Suisse Equities (Australia) Limited	21-Jul-2017	13,581.28 AUD		-3,621 Common Stock
Credit Suisse Equities (Australia) Limited	24-Jul-2017	8,737.70 AUD		2,345 Common Stock
Credit Suisse Equities (Australia) Limited	24-Jul-2017	6,304.55 AUD		1,690 Common Stock
Credit Suisse Equities (Australia) Limited	24-Jul-2017	2,985.28 AUD		800 Common Stock
Credit Suisse Equities (Australia) Limited	24-Jul-2017	13,241.50 AUD		3,550 Common Stock
Credit Suisse Equities (Australia) Limited	24-Jul-2017	6,303.70 AUD		1,690 Common Stock
Credit Suisse Equities (Australia) Limited	24-Jul-2017	7.48 AUD		-2 Common Stock
Credit Suisse Equities (Australia) Limited	24-Jul-2017	23,891.41 AUD		-6,398 Common Stock
Credit Suisse Equities (Australia) Limited	24-Jul-2017	11,810.18 AUD		-3,160 Common Stock
Credit Suisse Equities (Australia) Limited	25-Jul-2017	3,137.32 AUD		840 Common Stock
Credit Suisse Equities (Australia) Limited	25-Jul-2017	5,233.75 AUD		1,403 Common Stock
Credit Suisse Equities (Australia) Limited	25-Jul-2017	37,804.81 AUD		10,115 Common Stock
Credit Suisse Equities (Australia) Limited	25-Jul-2017	254.32 AUD		68 Common Stock
Credit Suisse Equities (Australia) Limited	25-Jul-2017	380.24 AUD		-100 Common Stock
Credit Suisse Equities (Australia) Limited	25-Jul-2017	13,266.06 AUD		-3,493 Common Stock
Credit Suisse Equities (Australia) Limited	25-Jul-2017	16,947.06 AUD		-4,474 Common Stock
Credit Suisse Equities (Australia) Limited	25-Jul-2017	3,153.28 AUD		-832 Common Stock
Credit Suisse Equities (Australia) Limited	26-Jul-2017	8,385.77 AUD		2,227 Common Stock
Credit Suisse Equities (Australia) Limited	26-Jul-2017	42,589.73 AUD		11,476 Common Stock
Credit Suisse Equities (Australia) Limited	26-Jul-2017	21,622.07 AUD		5,723 Common Stock

Credit Suisse Equities (Australia) Limited	26-Jul-2017	754.38 AUD		200 Common Stock
Credit Suisse Equities (Australia) Limited	26-Jul-2017	51,238.54 AUD		13,585 Common Stock
Credit Suisse Equities (Australia) Limited	26-Jul-2017	3,150.84 AUD		-847 Common Stock
Credit Suisse Equities (Australia) Limited	26-Jul-2017	2,707.98 AUD		-726 Common Stock
Credit Suisse Equities (Australia) Limited	26-Jul-2017	11,928.81 AUD		-3,204 Common Stock
Credit Suisse Equities (Australia) Limited	27-Jul-2017	9,448.47 AUD		2,493 Common Stock
Credit Suisse Equities (Australia) Limited	27-Jul-2017	4,451.61 AUD		1,175 Common Stock
Credit Suisse Equities (Australia) Limited	27-Jul-2017	2,071.60 AUD		549 Common Stock
Credit Suisse Equities (Australia) Limited	27-Jul-2017	5,213.92 AUD		-1,396 Common Stock
Credit Suisse Equities (Australia) Limited	27-Jul-2017	992.18 AUD		-266 Common Stock
Credit Suisse Equities (Australia) Limited	28-Jul-2017	43,251.03 AUD		11,545 Common Stock
Credit Suisse Equities (Australia) Limited	28-Jul-2017	374.78 AUD		100 Common Stock
Credit Suisse Equities (Australia) Limited	28-Jul-2017	6,691.23 AUD		1,782 Common Stock
Credit Suisse Equities (Australia) Limited	28-Jul-2017	12,935.20 AUD		-3,433 Common Stock
Credit Suisse Equities (Australia) Limited	28-Jul-2017	13,383.50 AUD		-3,550 Common Stock
Credit Suisse Equities (Australia) Limited	31-Jul-2017	8,775.84 AUD		2,334 Common Stock
Credit Suisse Equities (Australia) Limited	31-Jul-2017	10,299.28 AUD		-2,720 Common Stock
Credit Suisse Equities (Australia) Limited	31-Jul-2017	6,217.28 AUD		-1,645 Common Stock
Credit Suisse Equities (Australia) Limited	31-Jul-2017	181.44 AUD		-48 Common Stock
Credit Suisse Equities (Australia) Limited	31-Jul-2017	11,106.75 AUD		-2,930 Common Stock
Credit Suisse Equities (Australia) Limited	31-Jul-2017	5,038.80 AUD		-1,326 Common Stock
Credit Suisse Equities (Australia) Limited	01-Aug-2017	20,889.88 AUD		5,504 Common Stock
Credit Suisse Equities (Australia) Limited	01-Aug-2017	254.81 AUD		67 Common Stock
Credit Suisse Equities (Australia) Limited	01-Aug-2017	12,549.76 AUD		-3,356 Common Stock
Credit Suisse Equities (Australia) Limited	01-Aug-2017	10,875.96 AUD		-2,907 Common Stock
Credit Suisse Equities (Australia) Limited	01-Aug-2017	52,645.35 AUD		-14,053 Common Stock
Credit Suisse Equities (Australia) Limited	01-Aug-2017	15,996.70 AUD		-4,270 Common Stock
Credit Suisse Equities (Australia) Limited	01-Aug-2017	12,097.50 AUD		-3,226 Common Stock
Credit Suisse Equities (Australia) Limited	02-Aug-2017	146.11 AUD		38 Common Stock
Credit Suisse Equities (Australia) Limited	02-Aug-2017	6,538.63 AUD		1,709 Common Stock
Credit Suisse Equities (Australia) Limited	02-Aug-2017	12,090.93 AUD		-3,212 Common Stock
Credit Suisse Equities (Australia) Limited	02-Aug-2017	26,900.54 AUD		-7,143 Common Stock
Credit Suisse Equities (Australia) Limited	02-Aug-2017	755.66 AUD		-200 Common Stock
Credit Suisse Equities (Australia) Limited	02-Aug-2017	10,100.16 AUD		-2,672 Common Stock

Credit Suisse Equities (Australia) Limited	02-Aug-2017	7,694.02 AUD		-2,044 Common Stock
Credit Suisse Equities (Australia) Limited	02-Aug-2017	12,414.61 AUD		-3,293 Common Stock
Credit Suisse Equities (Australia) Limited	03-Aug-2017	50,567.42 AUD		13,171 Common Stock
Credit Suisse Equities (Australia) Limited	03-Aug-2017	5,803.52 AUD		1,506 Common Stock
Credit Suisse Equities (Australia) Limited	03-Aug-2017	725.68 AUD		-193 Common Stock
Credit Suisse Equities (Australia) Limited	03-Aug-2017	253.89 AUD		-67 Common Stock
Credit Suisse Equities (Australia) Limited	03-Aug-2017	6,135.55 AUD		-1,626 Common Stock
Credit Suisse Equities (Australia) Limited	03-Aug-2017	46,384.02 AUD		-12,215 Common Stock
Credit Suisse Equities (Australia) Limited	03-Aug-2017	11,714.78 AUD		-3,098 Common Stock
Credit Suisse Equities (Australia) Limited	03-Aug-2017	24,153.56 AUD		-6,376 Common Stock
Credit Suisse Equities (Australia) Limited	03-Aug-2017	12,660.27 AUD		-3,332 Common Stock
Credit Suisse Equities (Australia) Limited	04-Aug-2017	31,853.64 AUD		8,172 Common Stock
Credit Suisse Equities (Australia) Limited	04-Aug-2017	113.06 AUD		29 Common Stock
Credit Suisse Equities (Australia) Limited	04-Aug-2017	27,306.35 AUD		-7,119 Common Stock
Credit Suisse Equities (Australia) Limited	04-Aug-2017	26,211.03 AUD		-6,772 Common Stock
Credit Suisse Equities (Australia) Limited	04-Aug-2017	16,651.29 AUD		-4,324 Common Stock
Credit Suisse Equities (Australia) Limited	04-Aug-2017	58,510.02 AUD		-15,160 Common Stock
Credit Suisse Equities (Australia) Limited	04-Aug-2017	135.00 AUD		-35 Common Stock
Credit Suisse Equities (Australia) Limited	04-Aug-2017	20,953.11 AUD		-5,437 Common Stock
Credit Suisse Equities (Australia) Limited	04-Aug-2017	28,679.29 AUD		-7,372 Common Stock
Credit Suisse Equities (Australia) Limited	07-Aug-2017	4,072.15 AUD		1,039 Common Stock
Credit Suisse Equities (Australia) Limited	07-Aug-2017	10,288.87 AUD		-2,681 Common Stock
Credit Suisse Equities (Australia) Limited	07-Aug-2017	61,473.92 AUD		-16,041 Common Stock
Credit Suisse Equities (Australia) Limited	07-Aug-2017	18,972.89 AUD		-4,937 Common Stock
Credit Suisse Equities (Australia) Limited	07-Aug-2017	2,918.40 AUD		-760 Common Stock
Credit Suisse Equities (Australia) Limited	07-Aug-2017	86,456.14 AUD		-22,507 Common Stock
Credit Suisse Equities (Australia) Limited	08-Aug-2017	19,360.59 AUD		4,964 Common Stock
Credit Suisse Equities (Australia) Limited	08-Aug-2017	6,301.59 AUD		-1,616 Common Stock
Credit Suisse Equities (Australia) Limited	08-Aug-2017	32,234.44 AUD		-8,275 Common Stock
Credit Suisse Equities (Australia) Limited	08-Aug-2017	39,343.20 AUD		-10,088 Common Stock
Credit Suisse Equities (Australia) Limited	08-Aug-2017	1,042.87 AUD		-268 Common Stock
Credit Suisse Equities (Australia) Limited	09-Aug-2017	116.27 AUD		30 Common Stock
Credit Suisse Equities (Australia) Limited	09-Aug-2017	15,029.53 AUD		3,884 Common Stock
Credit Suisse Equities (Australia) Limited	09-Aug-2017	3,119.22 AUD		806 Common Stock

Credit Suisse Equities (Australia) Limited	09-Aug-2017	49,255.31 AUD		-12,586 Common Stock
Credit Suisse Equities (Australia) Limited	09-Aug-2017	1,853.15 AUD		-474 Common Stock
Credit Suisse Equities (Australia) Limited	09-Aug-2017	320.88 AUD		-82 Common Stock
Credit Suisse Equities (Australia) Limited	09-Aug-2017	109.56 AUD		-28 Common Stock
Credit Suisse Equities (Australia) Limited	09-Aug-2017	12,328.06 AUD		-3,147 Common Stock
Credit Suisse Equities (Australia) Limited	09-Aug-2017	1,898.82 AUD		-485 Common Stock
Credit Suisse Equities (Australia) Limited	10-Aug-2017	26,554.58 AUD		6,878 Common Stock
Credit Suisse Equities (Australia) Limited	10-Aug-2017	35,707.92 AUD		9,229 Common Stock
Credit Suisse Equities (Australia) Limited	10-Aug-2017	2,902.24 AUD		751 Common Stock
Credit Suisse Equities (Australia) Limited	10-Aug-2017	10,544.48 AUD		-2,718 Common Stock
Credit Suisse Equities (Australia) Limited	10-Aug-2017	22,872.26 AUD		-5,894 Common Stock
Credit Suisse Equities (Australia) Limited	10-Aug-2017	7.80 AUD		-2 Common Stock
Credit Suisse Equities (Australia) Limited	10-Aug-2017	9,653.48 AUD		-2,485 Common Stock
Credit Suisse Equities (Australia) Limited	10-Aug-2017	34,288.10 AUD		-8,836 Common Stock
Credit Suisse Equities (Australia) Limited	10-Aug-2017	251.88 AUD		-65 Common Stock
Credit Suisse Equities (Australia) Limited	11-Aug-2017	10,177.84 AUD		2,630 Common Stock
Credit Suisse Equities (Australia) Limited	11-Aug-2017	9,833.61 AUD		2,540 Common Stock
Credit Suisse Equities (Australia) Limited	11-Aug-2017	340.70 AUD		88 Common Stock
Credit Suisse Equities (Australia) Limited	11-Aug-2017	33,001.20 AUD		8,527 Common Stock
Credit Suisse Equities (Australia) Limited	11-Aug-2017	3.87 AUD		-1 Common Stock
Credit Suisse Equities (Australia) Limited	11-Aug-2017	15,245.70 AUD		-3,936 Common Stock
Credit Suisse Equities (Australia) Limited	14-Aug-2017	9,430.20 AUD		2,418 Common Stock
Credit Suisse Equities (Australia) Limited	14-Aug-2017	12,674.96 AUD		3,256 Common Stock
Credit Suisse Equities (Australia) Limited	14-Aug-2017	36,421.36 AUD		9,352 Common Stock
Credit Suisse Equities (Australia) Limited	14-Aug-2017	46.65 AUD		12 Common Stock
Credit Suisse Equities (Australia) Limited	14-Aug-2017	33,560.97 AUD		-8,686 Common Stock
Credit Suisse Equities (Australia) Limited	14-Aug-2017	92.75 AUD		-24 Common Stock
Credit Suisse Equities (Australia) Limited	15-Aug-2017	6,907.95 AUD		1,769 Common Stock
Credit Suisse Equities (Australia) Limited	15-Aug-2017	50,351.27 AUD		13,011 Common Stock
Credit Suisse Equities (Australia) Limited	15-Aug-2017	28,493.50 AUD		7,360 Common Stock
Credit Suisse Equities (Australia) Limited	15-Aug-2017	10,032.06 AUD		2,593 Common Stock
Credit Suisse Equities (Australia) Limited	15-Aug-2017	223.88 AUD		-58 Common Stock
Credit Suisse Equities (Australia) Limited	15-Aug-2017	26,821.41 AUD		-6,934 Common Stock
Credit Suisse Equities (Australia) Limited	15-Aug-2017	10,663.81 AUD		-2,758 Common Stock

Credit Suisse Equities (Australia) Limited	15-Aug-2017	14,831.83 AUD		-3,834 Common Stock
Credit Suisse Equities (Australia) Limited	16-Aug-2017	30,117.00 AUD		7,883 Common Stock
Credit Suisse Equities (Australia) Limited	16-Aug-2017	11,616.00 AUD		3,025 Common Stock
Credit Suisse Equities (Australia) Limited	16-Aug-2017	3,491.30 AUD		914 Common Stock
Credit Suisse Equities (Australia) Limited	16-Aug-2017	1,409.28 AUD		367 Common Stock
Credit Suisse Equities (Australia) Limited	16-Aug-2017	3.81 AUD		1 Common Stock
Credit Suisse Equities (Australia) Limited	16-Aug-2017	883.20 AUD		230 Common Stock
Credit Suisse Equities (Australia) Limited	16-Aug-2017	2,198.25 AUD		-565 Common Stock
Credit Suisse Equities (Australia) Limited	16-Aug-2017	35.05 AUD		-9 Common Stock
Credit Suisse Equities (Australia) Limited	17-Aug-2017	15,730.44 AUD		4,051 Common Stock
Credit Suisse Equities (Australia) Limited	17-Aug-2017	6,139.05 AUD		1,578 Common Stock
Credit Suisse Equities (Australia) Limited	17-Aug-2017	48,013.10 AUD		12,350 Common Stock
Credit Suisse Equities (Australia) Limited	17-Aug-2017	564.70 AUD		145 Common Stock
Credit Suisse Equities (Australia) Limited	17-Aug-2017	96.62 AUD		-25 Common Stock
Credit Suisse Equities (Australia) Limited	18-Aug-2017	13,677.93 AUD		3,537 Common Stock
Credit Suisse Equities (Australia) Limited	18-Aug-2017	22,652.42 AUD		-5,975 Common Stock
Credit Suisse Equities (Australia) Limited	18-Aug-2017	1,417.10 AUD		-370 Common Stock
Credit Suisse Equities (Australia) Limited	18-Aug-2017	72.15 AUD		-19 Common Stock
Credit Suisse Equities (Australia) Limited	21-Aug-2017	28,052.13 AUD		7,336 Common Stock
Credit Suisse Equities (Australia) Limited	21-Aug-2017	77,282.10 AUD		20,186 Common Stock
Credit Suisse Equities (Australia) Limited	21-Aug-2017	11,568.86 AUD		-2,974 Common Stock
Credit Suisse Equities (Australia) Limited	21-Aug-2017	3,503.64 AUD		-903 Common Stock
Credit Suisse Equities (Australia) Limited	22-Aug-2017	103.41 AUD		27 Common Stock
Credit Suisse Equities (Australia) Limited	22-Aug-2017	58,186.18 AUD		15,434 Common Stock
Credit Suisse Equities (Australia) Limited	22-Aug-2017	26,467.95 AUD		7,019 Common Stock
Credit Suisse Equities (Australia) Limited	22-Aug-2017	2,528.11 AUD		668 Common Stock
Credit Suisse Equities (Australia) Limited	22-Aug-2017	1,517.53 AUD		-393 Common Stock
Credit Suisse Equities (Australia) Limited	23-Aug-2017	6,304.32 AUD		1,592 Common Stock
Credit Suisse Equities (Australia) Limited	23-Aug-2017	39,381.62 AUD		9,856 Common Stock
Credit Suisse Equities (Australia) Limited	23-Aug-2017	262,064.49 AUD		65,356 Common Stock
Credit Suisse Equities (Australia) Limited	23-Aug-2017	125.55 AUD		32 Common Stock
Credit Suisse Equities (Australia) Limited	23-Aug-2017	35,491.05 AUD		8,867 Common Stock
Credit Suisse Equities (Australia) Limited	23-Aug-2017	8,392.19 AUD		-2,201 Common Stock
Credit Suisse Equities (Australia) Limited	23-Aug-2017	11,215.10 AUD		-2,947 Common Stock

Credit Suisse Equities (Australia) Limited	24-Aug-2017	998.22 AUD		254 Common Stock
Credit Suisse Equities (Australia) Limited	24-Aug-2017	21,631.26 AUD		5,455 Common Stock
Credit Suisse Equities (Australia) Limited	24-Aug-2017	61,591.86 AUD		15,559 Common Stock
Credit Suisse Equities (Australia) Limited	24-Aug-2017	147,313.53 AUD		37,131 Common Stock
Credit Suisse Equities (Australia) Limited	24-Aug-2017	38.05 AUD		-10 Common Stock
Credit Suisse Equities (Australia) Limited	24-Aug-2017	14,489.04 AUD		-3,811 Common Stock
Credit Suisse Equities (Australia) Limited	24-Aug-2017	6,278.25 AUD		-1,650 Common Stock
Credit Suisse Equities (Australia) Limited	24-Aug-2017	3,828.05 AUD		-1,009 Common Stock
Credit Suisse Equities (Australia) Limited	25-Aug-2017	185,096.34 AUD		46,530 Common Stock
Credit Suisse Equities (Australia) Limited	25-Aug-2017	18,643.49 AUD		4,685 Common Stock
Credit Suisse Equities (Australia) Limited	25-Aug-2017	3,199.82 AUD		806 Common Stock
Credit Suisse Equities (Australia) Limited	25-Aug-2017	76,588.80 AUD		19,241 Common Stock
Credit Suisse Equities (Australia) Limited	25-Aug-2017	10,188.84 AUD		-2,586 Common Stock
Credit Suisse Equities (Australia) Limited	25-Aug-2017	19.86 AUD		-5 Common Stock
Credit Suisse Equities (Australia) Limited	25-Aug-2017	26,706.87 AUD		-6,700 Common Stock
Credit Suisse Equities (Australia) Limited	28-Aug-2017	12,957.34 AUD		3,303 Common Stock
Credit Suisse Equities (Australia) Limited	28-Aug-2017	60,225.04 AUD		15,351 Common Stock
Credit Suisse Equities (Australia) Limited	28-Aug-2017	18,011.37 AUD		4,589 Common Stock
Credit Suisse Equities (Australia) Limited	28-Aug-2017	1,767.48 AUD		-447 Common Stock
Credit Suisse Equities (Australia) Limited	28-Aug-2017	61,103.16 AUD		-15,392 Common Stock
Credit Suisse Equities (Australia) Limited	28-Aug-2017	13,571.46 AUD		-3,410 Common Stock
Credit Suisse Equities (Australia) Limited	29-Aug-2017	38,146.94 AUD		9,756 Common Stock
Credit Suisse Equities (Australia) Limited	29-Aug-2017	62,278.62 AUD		15,926 Common Stock
Credit Suisse Equities (Australia) Limited	29-Aug-2017	18,036.56 AUD		4,616 Common Stock
Credit Suisse Equities (Australia) Limited	29-Aug-2017	12,861.84 AUD		3,292 Common Stock
Credit Suisse Equities (Australia) Limited	29-Aug-2017	314.54 AUD		-79 Common Stock
Credit Suisse Equities (Australia) Limited	29-Aug-2017	100,540.76 AUD		-25,299 Common Stock
Credit Suisse Equities (Australia) Limited	30-Aug-2017	15,491.46 AUD		4,066 Common Stock
Credit Suisse Equities (Australia) Limited	30-Aug-2017	6,302.57 AUD		1,654 Common Stock
Credit Suisse Equities (Australia) Limited	30-Aug-2017	23,288.57 AUD		6,121 Common Stock
Credit Suisse Equities (Australia) Limited	30-Aug-2017	803.91 AUD		211 Common Stock
Credit Suisse Equities (Australia) Limited	30-Aug-2017	304.03 AUD		80 Common Stock
Credit Suisse Equities (Australia) Limited	30-Aug-2017	41,310.72 AUD		-10,560 Common Stock
Credit Suisse Equities (Australia) Limited	30-Aug-2017	2,385.94 AUD		-609 Common Stock

Credit Suisse Equities (Australia) Limited	31-Aug-2017	87,656.12 AUD		22,446 Common Stock
Credit Suisse Equities (Australia) Limited	31-Aug-2017	2,176.18 AUD		568 Common Stock
Credit Suisse Equities (Australia) Limited	31-Aug-2017	124,533.29 AUD		32,102 Common Stock
Credit Suisse Equities (Australia) Limited	31-Aug-2017	18,640.34 AUD		4,791 Common Stock
Credit Suisse Equities (Australia) Limited	31-Aug-2017	21,311.62 AUD		5,518 Common Stock
Credit Suisse Equities (Australia) Limited	31-Aug-2017	36,999.71 AUD		-9,491 Common Stock
Credit Suisse Equities (Australia) Limited	31-Aug-2017	7,065.37 AUD		-1,807 Common Stock
Credit Suisse Equities (Australia) Limited	31-Aug-2017	20,073.00 AUD		-5,146 Common Stock
Credit Suisse Equities (Australia) Limited	01-Sep-2017	28,782.98 AUD		7,416 Common Stock
Credit Suisse Equities (Australia) Limited	01-Sep-2017	47,788.91 AUD		12,318 Common Stock
Credit Suisse Equities (Australia) Limited	01-Sep-2017	1,156.63 AUD		298 Common Stock
Credit Suisse Equities (Australia) Limited	01-Sep-2017	15,397.76 AUD		3,973 Common Stock
Credit Suisse Equities (Australia) Limited	01-Sep-2017	45,293.40 AUD		11,685 Common Stock
Credit Suisse Equities (Australia) Limited	01-Sep-2017	100,144.95 AUD		-26,347 Common Stock
Credit Suisse Equities (Australia) Limited	01-Sep-2017	1,426.46 AUD		-375 Common Stock
Credit Suisse Equities (Australia) Limited	01-Sep-2017	799.69 AUD		-211 Common Stock
Credit Suisse Equities (Australia) Limited	04-Sep-2017	230,823.75 AUD		59,324 Common Stock
Credit Suisse Equities (Australia) Limited	04-Sep-2017	32,784.31 AUD		8,435 Common Stock
Credit Suisse Equities (Australia) Limited	04-Sep-2017	1,796.90 AUD		462 Common Stock
Credit Suisse Equities (Australia) Limited	04-Sep-2017	665.98 AUD		171 Common Stock
Credit Suisse Equities (Australia) Limited	04-Sep-2017	3,936.41 AUD		-1,009 Common Stock
Credit Suisse Equities (Australia) Limited	04-Sep-2017	2,479.43 AUD		-647 Common Stock
Credit Suisse Equities (Australia) Limited	05-Sep-2017	262.06 AUD		68 Common Stock
Credit Suisse Equities (Australia) Limited	05-Sep-2017	52,504.43 AUD		13,617 Common Stock
Credit Suisse Equities (Australia) Limited	05-Sep-2017	955.00 AUD		250 Common Stock
Credit Suisse Equities (Australia) Limited	05-Sep-2017	31,901.25 AUD		8,265 Common Stock
Credit Suisse Equities (Australia) Limited	05-Sep-2017	56,504.74 AUD		14,688 Common Stock
Credit Suisse Equities (Australia) Limited	05-Sep-2017	3,197.00 AUD		-822 Common Stock
Credit Suisse Equities (Australia) Limited	06-Sep-2017	20,314.07 AUD		5,272 Common Stock
Credit Suisse Equities (Australia) Limited	06-Sep-2017	810.92 AUD		209 Common Stock
Credit Suisse Equities (Australia) Limited	06-Sep-2017	299.15 AUD		77 Common Stock
Credit Suisse Equities (Australia) Limited	06-Sep-2017	54,865.96 AUD		14,235 Common Stock
Credit Suisse Equities (Australia) Limited	06-Sep-2017	11,778.50 AUD		3,058 Common Stock
Credit Suisse Equities (Australia) Limited	06-Sep-2017	56,703.95 AUD		14,670 Common Stock

Credit Suisse Equities (Australia) Limited	06-Sep-2017	8,344.51 AUD		-2,146 Common Stock
Credit Suisse Equities (Australia) Limited	07-Sep-2017	9,551.10 AUD		2,418 Common Stock
Credit Suisse Equities (Australia) Limited	07-Sep-2017	412.41 AUD		105 Common Stock
Credit Suisse Equities (Australia) Limited	07-Sep-2017	10,579.25 AUD		2,684 Common Stock
Credit Suisse Equities (Australia) Limited	07-Sep-2017	4,729.13 AUD		-1,231 Common Stock
Credit Suisse Equities (Australia) Limited	07-Sep-2017	134.88 AUD		-35 Common Stock
Credit Suisse Equities (Australia) Limited	07-Sep-2017	967.50 AUD		-250 Common Stock
Credit Suisse Equities (Australia) Limited	08-Sep-2017	11,078.00 AUD		2,900 Common Stock
Credit Suisse Equities (Australia) Limited	08-Sep-2017	2,425.70 AUD		635 Common Stock
Credit Suisse Equities (Australia) Limited	08-Sep-2017	32,896.65 AUD		8,681 Common Stock
Credit Suisse Equities (Australia) Limited	08-Sep-2017	41,576.70 AUD		-10,750 Common Stock
Credit Suisse Equities (Australia) Limited	08-Sep-2017	804.65 AUD		-209 Common Stock
Credit Suisse Equities (Australia) Limited	08-Sep-2017	5,170.32 AUD		-1,336 Common Stock
Credit Suisse Equities (Australia) Limited	11-Sep-2017	Refer to Annexure F of Notice	Stock borrowed under ASLA	5,755,000 Common Stock
Credit Suisse Equities (Australia) Limited	11-Sep-2017	Refer to Annexure F of Notice	Stock borrowed under ASLA	1,980,000 Common Stock
Credit Suisse Equities (Australia) Limited	11-Sep-2017	Refer to Annexure F of Notice	Stock borrowed under ASLA	1,300,000 Common Stock
Credit Suisse Equities (Australia) Limited	11-Sep-2017	275.48 AUD		71 Common Stock
Credit Suisse Equities (Australia) Limited	11-Sep-2017	54,546.32 AUD		14,050 Common Stock
Credit Suisse Equities (Australia) Limited	11-Sep-2017	6,124.63 AUD		1,573 Common Stock
Credit Suisse Equities (Australia) Limited	11-Sep-2017	6,287.36 AUD		-1,600 Common Stock
Credit Suisse Equities (Australia) Limited	11-Sep-2017	69,911.36 AUD		-17,744 Common Stock
Credit Suisse Equities (Australia) Limited	11-Sep-2017	118.28 AUD		-30 Common Stock
Credit Suisse Equities (Australia) Limited	11-Sep-2017	23,319.83 AUD		-5,924 Common Stock
Credit Suisse Equities (Australia) Limited	11-Sep-2017	31,191.89 AUD		-7,929 Common Stock
Credit Suisse Securities (Europe) Limited	16-May-2017	2,174.40 AUD		480 Common Stock
Credit Suisse Securities (Europe) Limited	31-May-2017	751.50 AUD		167 Common Stock
Credit Suisse Securities (Europe) Limited	13-Jun-2017	Refer to Annexure F of Notice	Stock returned under Master prime brokerage agreement	-240,154 Common Stock
Credit Suisse Securities (Europe) Limited	13-Jun-2017	Refer to Annexure F of Notice	Stock returned under Master prime brokerage	-115,481 Common Stock

			agreement	
Credit Suisse Securities (Europe) Limited	16-Jun-2017	1,568.00 AUD		392 Common Stock
Credit Suisse Securities (Europe) Limited	22-Jun-2017	16,648.34 AUD		-4,183 Common Stock
Credit Suisse Securities (Europe) Limited	05-Jul-2017	Refer to Annexure F of Notice	Stock borrowed under Master prime brokerage agreement	324,000 Common Stock
Credit Suisse Securities (Europe) Limited	06-Jul-2017	28,116.35 AUD		-7,140 Common Stock
Credit Suisse Securities (Europe) Limited	07-Jul-2017	Refer to Annexure F of Notice	Stock returned under Master prime brokerage agreement	-18,622 Common Stock
Credit Suisse Securities (Europe) Limited	11-Jul-2017	Refer to Annexure F of Notice	Stock returned under Master prime brokerage agreement	-65,303 Common Stock
Credit Suisse Securities (Europe) Limited	12-Jul-2017	Refer to Annexure F of Notice	Stock returned under Master prime brokerage agreement	-49,278 Common Stock
Credit Suisse Securities (Europe) Limited	13-Jul-2017	Refer to Annexure F of Notice	Stock returned under Master prime brokerage agreement	-47,003 Common Stock
Credit Suisse Securities (Europe) Limited	14-Jul-2017	Refer to Annexure F of Notice	Stock returned under Master prime brokerage agreement	-44,319 Common Stock
Credit Suisse Securities (Europe) Limited	17-Jul-2017	Refer to Annexure F of Notice	Stock returned under Master prime brokerage agreement	-41,010 Common Stock
Credit Suisse Securities (Europe) Limited	18-Jul-2017	Refer to Annexure F of Notice	Stock returned under Master prime brokerage agreement	-24,766 Common Stock
Credit Suisse Securities (Europe) Limited	19-Jul-2017	Refer to Annexure F of Notice	Stock returned under Master prime brokerage agreement	-6,064 Common Stock

Credit Suisse Securities (Europe) Limited	20-Jul-2017	Refer to Annexure F of Notice	Stock returned under Master prime brokerage agreement	-27,635 Common Stock
Credit Suisse Securities (Europe) Limited	07-Aug-2017	32,300.51 AUD		8,261 Common Stock
Credit Suisse Securities (Europe) Limited	10-Aug-2017	1,342.89 AUD		-347 Common Stock
Credit Suisse Securities (Europe) Limited	15-Aug-2017	Refer to Annexure F of Notice	Stock borrowed under Master prime brokerage agreement	101,000 Common Stock
Credit Suisse Securities (Europe) Limited	22-Aug-2017	Refer to Annexure F of Notice	Stock returned under Master prime brokerage agreement	-403 Common Stock
Credit Suisse Securities (Europe) Limited	22-Aug-2017	Refer to Annexure F of Notice	Stock returned under Master prime brokerage agreement	-100 Common Stock
Credit Suisse Securities (Europe) Limited	23-Aug-2017	Refer to Annexure F of Notice	Stock returned under Master prime brokerage agreement	-100 Common Stock
Credit Suisse Securities (Europe) Limited	25-Aug-2017	Refer to Annexure F of Notice	Stock returned under Master prime brokerage agreement	-5,827 Common Stock
Credit Suisse Securities (Europe) Limited	30-Aug-2017	Refer to Annexure F of Notice	Stock returned under Master prime brokerage agreement	-18,180 Common Stock
Credit Suisse Securities (Europe) Limited	31-Aug-2017	Refer to Annexure F of Notice	Stock returned under Master prime brokerage agreement	-21,206 Common Stock
Credit Suisse Securities (Europe) Limited	31-Aug-2017	6,928.09 AUD		1,781 Common Stock
Credit Suisse Securities (Europe) Limited	01-Sep-2017	Refer to Annexure F of Notice	Stock returned under Master prime brokerage agreement	-4,006 Common Stock

Credit Suisse Securities (Europe) Limited	04-Sep-2017	Refer to Annexure F of Notice	Stock returned under Master prime brokerage agreement	-33,489 Common Stock
Credit Suisse Securities (Europe) Limited	06-Sep-2017	Refer to Annexure F of Notice	Stock returned under Master prime brokerage agreement	-17,689 Common Stock
Credit Suisse Securities (Europe) Limited	08-Sep-2017	29,339.70 AUD		-7,523 Common Stock

This is Annexure "C" referred to in the Form 603 "Notice of initial substantial holder"

Signature

Credit Suisse Holdings (Australia) Limited (ACN 008 496 713)

print name Winston Loke

capacity Authorised Signatory

sign here

date 15-Sep-2017

Annexure "D"

6. Associates

The reasons the persons named in paragraph 3 above are associates of the substantial holder are as follows:

Name and ACN/ARSN (if applicable)	Nature of association
Credit Suisse International (ARBN 062787106)	Related Body Corporate
Credit Suisse Securities (Europe) Limited (ARBN 099554131)	Related Body Corporate
Credit Suisse Equities (Australia) Limited (ACN 068 232 708)	Related Body Corporate
Credit Suisse Funds AG	Related Body Corporate

This is Annexure "D" referred to in the Form 603 "Notice of initial substantial holder"

Signature


Credit Suisse Holdings (Australia) Limited (ACN 008 496 713)

print name Winston Loke

capacity Authorised Signatory

sign here

date 15-Sep-2017



Annexure "E"

7. Addresses

The addresses of persons named in this form are as follows:

Name	Address
Credit Suisse Holdings (Australia) Limited (ACN 008 496 713)	Level 31, Gateway, 1 Macquarie Place, Sydney NSW 2000, Australia
Credit Suisse Equities (Australia) Limited (ACN 068 232 708)	Level 31, Gateway, 1 Macquarie Place, Sydney NSW 2000, Australia
CS Third Nominees Pty Limited (ACN 007 053 849)	Level 31, Gateway, 1 Macquarie Place, Sydney NSW 2000, Australia
Credit Suisse Fourth Nominees Pty Limited (ACN 069 126 432)	Level 31, Gateway, 1 Macquarie Place, Sydney NSW 2000, Australia
Credit Suisse International (ARBN 062787106)	One Cabot Square, London, E14 4QJ
Credit Suisse Securities (Europe) Limited (ARBN 099554131)	One Cabot Square, London, E14 4QJ
Credit Suisse Funds AG	Giesshübelstrasse 30, Zurich, 8045

This is Annexure "E" referred to in the Form 603 "Notice of initial substantial holder"

Signature


Credit Suisse Holdings (Australia) Limited (ACN 008 496 713)

print name Winston Loke

capacity Authorised Signatory

sign here

date 15-Sep-2017



Annexure "F"

This is Annexure "F" referred to in the Form 603 "Notice of initial substantial holder"

Signature


Credit Suisse Holdings (Australia) Limited (ACN 008 496 713)

print name Winston Loke

capacity Authorised Signatory

sign here

date 15-Sep-2017

A handwritten signature in blue ink, appearing to read 'Winston Loke', is written over a horizontal line. The signature is stylized and fluid.

Prescribed information**Schedule**

Type of agreement	Australian Securities Lending Agreement
Parties to agreement	Credit Suisse Equities (Australia) Limited and State Street Bank and Trust Company
Transfer date	11-Sep-2017
Holder of voting rights	Borrower
Are there any restrictions on voting rights?	No
If yes, detail	N/A
Scheduled return date (if any)	N/A
Does the borrower have the right to return early?	Yes
If yes, detail	At Will
Does the lender have the right to recall early?	Yes
If yes, detail	With 4 business days prior notice or earlier upon agreement
Will the securities be returned on settlement?	Yes
If yes, detail any exceptions	If an event of default occurs in respect of either the lender or the borrower, the obligation of the borrower to deliver the securities to the lender will be netted off against the obligation of the lender to return securities or cash held by the lender as collateral.

Prescribed information**Schedule**

Type of agreement	Australian Securities Lending Agreement
Parties to agreement	Credit Suisse Equities (Australia) Limited and JP Morgan Nominees (Australia) LTD.
Transfer date	11-Sep-2017
Holder of voting rights	Borrower
Are there any restrictions on voting rights?	Yes
If yes, detail	Voting rights to be exercised in accordance with lender's instructions provided such instructions are received 7 days prior.
Scheduled return date (if any)	N/A
Does the borrower have the right to return early?	Yes
If yes, detail	With 2 business days prior to a notice by Middy.
Does the lender have the right to recall early?	Yes
If yes, detail	With 4 business days prior notice or earlier upon agreement.
Will the securities be returned on settlement?	Yes
If yes, detail any exceptions	If an event of default occurs in respect of either the lender or the borrower, the obligation of the borrower to deliver the securities to the lender will be netted off against the obligation of the lender to return securities or cash held by the lender as collateral.

Prescribed information**Schedule**

Type of agreement	Australian Securities Lending Agreement
Parties to agreement	Credit Suisse Equities (Australia) Limited and National Australia Bank Limited
Transfer date	11-Sep-2017
Holder of voting rights	Borrower
Are there any restrictions on voting rights?	Yes
If yes, detail	Voting rights to be exercised in accordance with lender's instructions provided such instructions are received 7 days prior
Scheduled return date (if any)	N/A
Does the borrower have the right to return early?	Yes
If yes, detail	Early return is subject to the lender's acceptance
Does the lender have the right to recall early?	Yes
If yes, detail	With 4 business days prior notice or earlier upon agreement
Will the securities be returned on settlement?	Yes
If yes, detail any exceptions	If an event of default occurs in respect of either the lender or the borrower, the obligation of the borrower to deliver the securities to the lender will be netted off against the obligation of the lender to return securities or cash held by the lender as collateral.